

## Product Highlights

### Compact and flexible

- ★ Compact structure, zero sweep, can pass through standard doors
- ★ Small turning radius, flexible movement, capable of small spaces

### Energy-saving and stable

- ★ DC motor drive, silence, energy-saving and efficiency, stable operation
- ★ Low maintenance requirements, short downtime for maintenance

### Reliable whole machine

- ★ New hood is made of composite materials, not easy to break
- ★ Pins, sleeves, unpainted parts and fasteners are 3 times more durable
- ★ Easy to load and unload



### Standard Features

Proportional control	Emergency stop button	Automatic braking system	Overload sensor
Solid Non-marking tires	Diagnosis system	Buzzer	Forklift and lifting holes
Standard platform with median sliding rod	Tilt alarm system	Manual Box	
Emergency lower down	Drivable at full height	Fixed pothole guards	

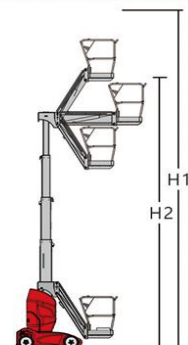
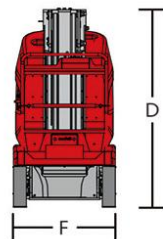
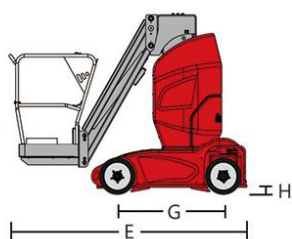
### Options Features

Fiber glass platform	Equipment Protection Cover
Motion alarm	Top Stop Sensor
Tool Box	GPS
Working flashing beacon	Power socket to platform

**IMP-J SERIES**  
**IMP- 80J**  
**SELF-PROPELLED AERIAL WORK PLATFORM**

Model	IMP80J	
Dimension	Metric	Imperial
Max. Working Height H1	8m	26ft 3in
Max. Platform Height H2	6m	19ft 8in
Max. Outreach	3.15m	10ft 4in
Turntable rotation	345 ° discontinuous	345° discontinuous
Turntable tailswing	0	0
Jib swing	±60	±60
Platform size (L*W*H)	0.91×0.85×1.14m	36in×33in×45in
Length (stowed) E	2.76m	9ft 1in
Width (stowed) F	0.99m	3ft 3in
Height (stowed) D	1.99m	6ft 6in
Wheelbase G	1.2m	3ft 11in
Ground Clearance	0.065m	0ft 3in
Ground clearance	0.03m	0ft 1in
Performance		
Max. Load number	2	2
Lift capacity	200kg	440.92 lb
Drive Speed (stowed)	4.5km/h	3mph
Drive Speed (raised)	0.7km/h	0.4mph
Rising Time	40S	40S
Lowering Time	48S	48S
Gradeability	23%	0.23
Turing Radius( inside/outside)	1.82/0m	72in/0in
Max. tilt	2.5°	2.5°
Tire specification/ type	406×125	406×125
Power		
Battery voltage/capacity	24V/240Ah	24V/240Ah
Control voltage	24V	24V
Drive mode	2WD×2WS	2WD×2WS
Charger input voltage	220V	220V
Charger output current	40A	40A
Hydraulic system volume	8L	2.1 gal
Weight		
Weight	2800kg	6173lb
Standard	GB/CE	GB/CE

IMP-J



The images in this manual are for illustration only, and all copyrights belong to our company. Due to continuous technological updates, product parameters may change without prior notice.

落实管理提升  
Implement Management T

**高空作业车总装智能生产线**  
分装线

**上部平台分装线**

设备参数:  
节拍: 20min; 地板链线, 有效长度: 26m, 工位数: 6个  
间距: 4m, 链条距: 250mm, 面板宽度: 1600mm, 高度: 与地  
面平齐, 工艺支架链线返回, 部件上线采用KBK吊, 下线采用空  
中EMS送至总装线



**高空作业车总装智能生产线**

设备参数:  
节拍: 20min; 地板链线, 有效长度: 26m, 工位数: 6个  
间距: 4m, 链条距: 250mm, 面板宽度: 1600mm, 高度: 与地  
面平齐, 工艺支架链线返回, 部件上线采用KBK吊, 下线采用空  
中EMS送至总装线



**企业文化**

- 企业使命: 为客户创造价值
- 企业愿景: 成为行业领导者
- 核心价值观: 诚信、创新、合作、共赢
- 企业精神: 拼搏、进取、务实、高效



**企业文化**

- 企业使命: 为客户创造价值
- 企业愿景: 成为行业领导者
- 核心价值观: 诚信、创新、合作、共赢
- 企业精神: 拼搏、进取、务实、高效

