

Product Highlights

★Powerful gradeability to meet outdoor needs easily

High work efficiency

★Equipped with double extended platform
 ★One click leveling, fearless of uneven road surfaces for work

Easy maintenance

★Double sided liftback door design, convenient maintenance and repair
 ★Spin out engine compartment for easy maintenance



Standard Features

4 wheels drive	Solid rough ground tires	Proportional Control
Tilt alarm	Buzzer	Tilt level sensor with an audible alarm
Automatic brake system	Hour meter	Dual flashing beacon
Double extended platform	Foldable guardrails	Lowering alarm
Safety support bar	Diagnosis system	Horn
Forklift and lifting holes	Emergency stop button	AC power to platform

Options Features

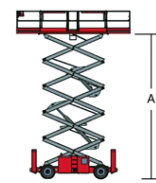
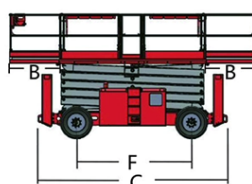
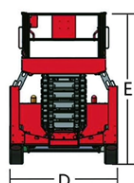
Top Stop Sensor	Power socket to platform	GPS
Anti-collision system	Overload sensor	Platform work light
Automatic leveling hydraulic outriggers	No-mark rough ground tires	Air line to platform



XDW SERIES XDW180RTOR

SELF-PROPELLED ROUGH TERRAIN SCISSOR LIFT

Model		XDW180RTOR
Dimension	Metric	Imperial
Max. Working Height	18m	59ft 1in
A Max. Platform Height	16m	52ft 6in
B Max. Outreach	1.2m	3ft 11in
Min. platform height	2.06m	6ft 9in
C Length stowed (with outriggers)	4.88m	16ft 0in
D Width Stowed	2.3m	7ft 7in
Height Stowed (guardrails folded)	2.47m	8ft 1in
E Height Stowed (guardrails unfolded)	3.2m	10ft 6in
F Wheelbase	2.97m	9ft 9in
Ground Clearance	0.32m	1ft 1in
Platform size - outer length	3.9m	12ft 10in
Platform length - double extended	6.3m	20ft 8in
Platform size - outer width	1.9m	6ft 3in
Platform size - guardrail height	1.15m	3ft 9in
Skirting Board Height m	0.15m	0ft 6in
Performance		
Max. Load number (indoor/outdoor)	6/6	6/6
Lifting Capacity	570kg	1257lb
Lifting Capacity (extended platform)	230kg	507lb
Drive Speed (Stowed)	5km/h	3.1mph
Drive Speed (Raised)	0.7km/h	0.4mph
Rising Time	75s	75s
Lowering Time	55s	55s
Gradeability	40%	40%
Turing Radius - inside/outside	2.72m/5.89m	8ft 11in/19ft 4in
Tilt Sensor (Front to Back)	3°	3°
Tilt Sensor (Side to Side)	2°	2°
Outrigger level ability (front to back)	7°	7°
Outrigger level ability (side to side)	11°	11°
Tire Specification/ Type	33*12-20	33*12-20
Power		
Power source	Yanmar 4TNV88/35.3KW	Yanmar 4TNV88/35.3KW
Drive model	4WD×2WS	4WD×2WS
Diesel Fuel Tank Capacity	115L	30 gal
Hydraulic Tank Capacity	115L	30 gal
Battery Specifications	/	/
Control mode	Proportional control	Proportional control
Weight		
Weight	8810kg	19423 lb
Standard	CE	CE



The images in this manual are for illustration only, and all copyrights belong to our company. Due to continuous technological updates, product parameters may change without prior notice.

